

2019 Terrorism Risk Insurance Report



2019 Terrorism Risk Insurance Report

CONTENTS

- 01 Introduction
- 02 Overall Terrorism Risk Remains Complex
- 05 US Terrorism Risk Backstop up for Renewal in 2020
- 06 Global Terrorism Insurance Market Trends
- 14 Global Terrorism Trends
- 16 North America
- 18 Latin America and the Caribbean
- 20 Europe
- 22 Sub-Saharan Africa
- 24 Middle East and North Africa
- 26 Asia-Pacific
- 28 Recommendations

Introduction

Terrorism remains a dynamic global risk and a serious threat for people and organizations. The evolution of terrorism risk exposes many countries to complex threats from both international and home-grown groups, as well as individuals acting on their own, known as “lone wolves.”

Ebbs and flows in terrorism are common, but the evolving and ever-present nature of this risk requires people and organizations to be continuously on guard.

The means and perpetrators of terrorist attacks continue to shift, with soft or relatively unprotected targets becoming more of a focal point. In response, insurers are continuing to develop and offer new and innovative solutions for risk professionals, who have been challenged to adopt new strategies to protect properties, employees, and balance sheets in response to constantly evolving threats. The market for property terrorism insurance remains competitive for most buyers, due in recent years to a steady decline in the number of global terrorist incidents and minimal insurance claims.

In the US, attention will soon turn to Congress as the Terrorism Risk Insurance Program Reauthorization Act (TRIPRA) approaches expiration at the end of 2020. TRIPRA, as with similar public-private mechanisms in other countries, has played an important role in ensuring the continued stability and health of the property terrorism insurance market, and Marsh will continue to monitor developments regarding its renewal.

Our *Terrorism Risk Insurance Report* explores the state of terrorism and the terrorism insurance marketplace in key regions. In this year’s report, you will find insurance market insights and data and rankings from Marsh’s *World Risk Review* ratings system.

We hope you find this report to be useful as you take steps to manage your terrorism risk.



The means and perpetrators of terrorist attacks continue to shift, with soft or relatively unprotected targets becoming a focal point.



World Risk Review is Marsh's proprietary country risk rating platform, providing risk ratings across nine different perils for 197 countries. Ratings are generated by an algorithm-based modeling system that incorporates more than 200 international indices.

The terrorism risk rating is generated using a number of individually weighted indicators, and assesses the risk of the use of force or violence by one or more persons or any organization, the object of which includes the intimidation or coercion of a government and/or the civil population for political, religious, or ideological purposes.

Overall Terrorism Risk Remains Complex

Despite Declining Trendline, Riskiest States See Little Improvement

Between May 2018 and May 2019, *World Risk Review* ratings reveal a trend toward decreasing terrorism risks.

In that period, risk ratings fell in 116 countries, while increasing in only 34. Rating scores fell in many countries as security services redoubled their efforts to tackle international terrorist groups in the Middle East, Europe, and Sub-Saharan Africa.

FIGURE 1 Little change in the countries at highest risk from May 2018 to May 2019.

SOURCE: WORLD RISK REVIEW

Terrorism

May 2018	May 2019
1. Afghanistan	1. Afghanistan
2. Yemen	2. Syrian Arab Republic
3. Iraq	3. Libya
4. Syrian Arab Republic	4. Yemen
5. Somalia	5. Iraq

Strikes, riots, and civil commotion

May 2018	May 2019
1. Venezuela	1. Venezuela
2. Yemen	2. Yemen
3. South Africa	3. South Africa
4. Bangladesh	4. Zimbabwe
5. Bolivia	5. Iraq

War and civil war

May 2018	May 2019
1. Syrian Arab Republic	1. Syrian Arab Republic
2. Afghanistan	2. Afghanistan
3. South Sudan	3. Yemen
4. Yemen	4. Libya
5. Libya	5. South Sudan

Terrorism risks fell notably in Egypt, Turkey, and Spain between May 2018 and May 2019. However, there has been little improvement in the world's riskiest states for terrorism. In May 2018, Afghanistan, Yemen, and Iraq held the top three highest terrorism risk ratings. A year later, Afghanistan retained its position, followed by Syria, then Libya (see Figure 1).

Despite a trend of decreasing risk, the dynamic nature of terrorism all but ensures that new threats will arise in the coming years. In 2018, a number of key trends emerged that will likely affect terrorism risks in 2019. First, Islamic State (IS) suffered a near-total collapse. By March 2019, the self-described "caliphate" no longer controlled territory; at its peak, the group held territory the size of Portugal. Abu Bakr al-Baghdadi, the group's leader, reappeared in April via video after a five-year absence.

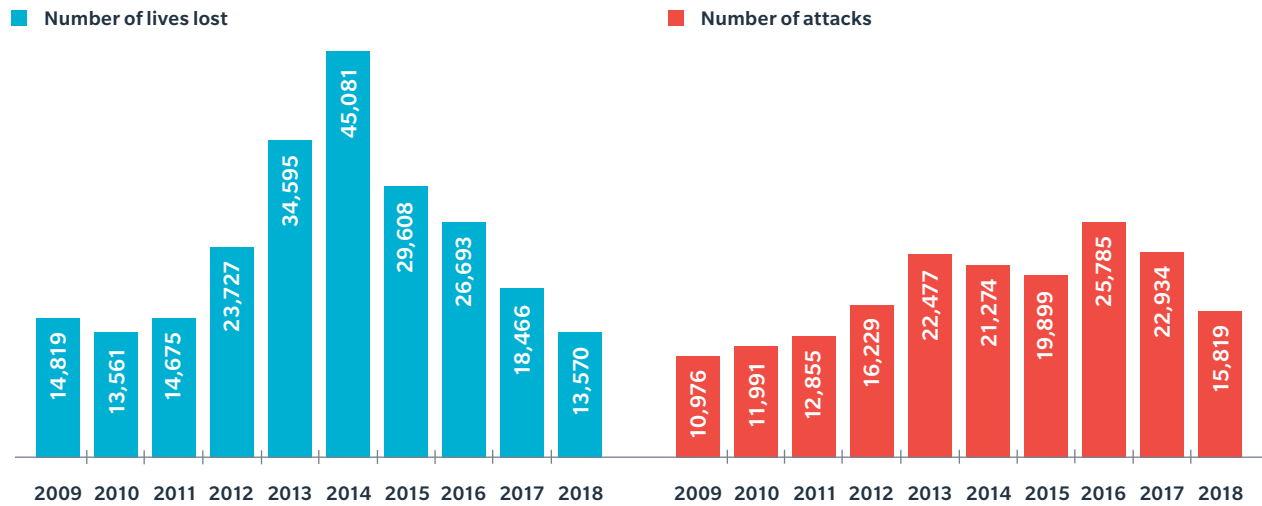
The territorial defeat of IS will likely bring new threats both in the Middle East and in Western states. In Iraq and Syria, IS is expected to revert to insurgent-style attacks. European governments will continue to grapple with the legal and security challenges presented by returning fighters.

Although terrorists and other non-state actors globally have killed more than 230,000 people over the last decade, the number of people killed in terrorist incidents fell by more than one-quarter and the number of attacks fell by nearly one-third in 2018, according to Jane's Terrorism and Insurgency Centre by IHS Markit (see Figure 2). But as attacks by lone wolves and small groups become more commonplace — including against soft targets, which are not limited to major metropolitan areas — the threat of terrorist incidents occurring in or near workplaces has become a growing concern for employers.

FIGURE 2

The number of lives lost to acts of terrorism, insurgency, and politically or ideologically motivated violence fell again in 2018.

SOURCE: JANE'S TERRORISM AND INSURGENCY CENTRE BY IHS MARKIT



While religious extremism is expected to remain the dominant terrorism threat globally, the threat from the extreme right-wing (ERW) is deepening in Western states. Boosted by the success of far-right political parties, there has been a growing trend of attacks by lone perpetrators inspired by far-right ideology. Security services face a difficult task in disrupting plots, given the absence of a unifying ERW structure and the unlikelihood of perpetrators being directed by an organized group. ERW attacks may mirror the methodology used successfully by extremists since 2014. Low-capability attacks using firearms, bladed weapons, or vehicles are likely to be favored, entrenching a shift toward attacks that generate little property damage, but pose significant risks to people.

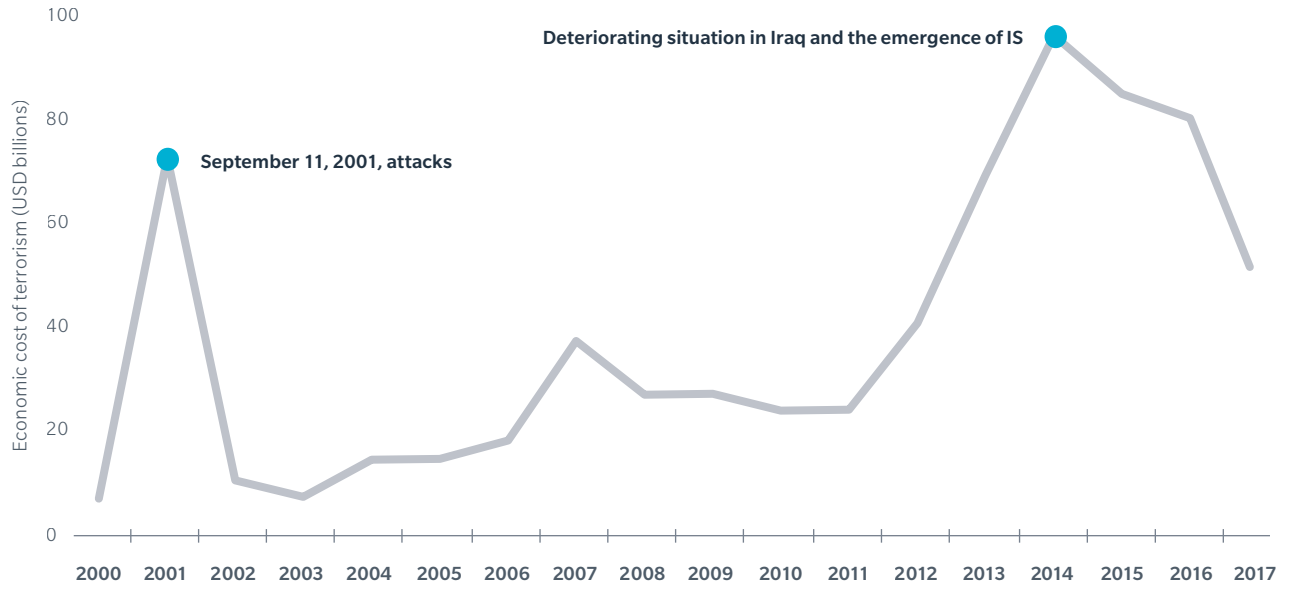
Moreover, the financial and reputational impacts of terrorist attacks remain sizeable. Organizations operating internationally, and their employees, are often priority targets for terrorists.

The Institute for Economics and Peace estimates that the average annual economic impact of terrorism was \$83 billion between 2013 and 2017 (see Figure 3). Organizations should continue to implement adequate risk and crisis management strategies to protect their people and balance sheets from the persistent threat of terrorism.

FIGURE
3

Economic cost of global terrorist attacks averaged \$83 billion between 2013 and 2017.

SOURCE: GLOBAL TERRORISM DATABASE, INSTITUTE OF ECONOMICS AND PEACE





US Terrorism Risk Backstop up for Renewal in 2020

The last several years have been characterized by a decline in both the frequency and severity of terrorist incidents in the US. There have been no certified terrorism losses in the country since the Terrorism Risk Insurance Act (TRIA) was originally passed following the attacks of September 11, 2001. Nevertheless, the federal backstop created by TRIA and reauthorized as TRIPRA — along with similar public-private mechanisms that exist in other countries — remains crucial to the continued stability and health of the property terrorism insurance market.

As TRIPRA's expiration on December 31, 2020, approaches, Marsh & McLennan Companies (MMC) colleagues have spoken with Treasury department officials and legislators in both chambers of Congress, who generally recognize TRIPRA's importance and appear optimistic about its extension. In the coming months, policymakers will continue to consider their options and the potential effect that program changes could have on the marketplace.

MMC will continue to advocate for a robust reauthorization bill to help keep the terrorism insurance market viable and competitive for US buyers.

Meanwhile, we expect that insurers will closely monitor legislative activity. If it appears likely that the backstop will not be in place beyond 2020, they may impose sunset clauses in upcoming renewals for policies that would be in effect beyond December 31, 2020. Some insurers may also increase prices or limit deployed capacity as they reassess their exposure to terrorism.

TRIPRA'S IMPACT ON THE REINSURANCE MARKET

Reinsurance capacity for terrorism can differ by reinsurers' preference, appetite, and expertise. For conventional terrorism, reinsurers can deploy multiple aggregates to individual attack types. However, the potential exposure from nuclear, biological, chemical, and radiological (NBCR) events is much larger and

likely a "net loss" to reinsurers since retrocessional facilities do not typically cover NBCR. Due to uncertainty around TRIPRA's future, insurers and terrorism insurance buyers are selectively seeking additional reinsurance limits and coverages, under the assumption that there is a finite amount of capacity available in the private market, especially for NBCR events.

If TRIPRA is allowed to expire or is renewed with significant cedent net retention increases, terrorism-exposed insurers with less than \$300 million in surplus will likely need to purchase additional private reinsurance market capacity to help protect capital and satisfy rating agencies and regulators. Multiple carriers accessing the reinsurance market capacity simultaneously will impact pricing.

Should TRIPRA expire without a replacement, insurers with the ability to do so will likely deploy terrorism capacity only for preferred locations and pricing. Reinsurers are also likely to only provide additional capacity at notably higher rates, which could create capacity shortfalls for some central business districts and employers with significant workers' compensation accumulations. As such, a federal backstop remains essential if the private reinsurance market is to continue to provide capacity to higher-risk areas.

“The federal backstop created by TRIA remains crucial to the continued stability of the property terrorism insurance market.”



Global Terrorism Insurance Market Trends

Insurance Markets Adapt to Meet Global Business Needs

Terrorism cover was originally designed to respond to property losses from terrorism caused by large explosive devices. However, attack methodologies have shifted in recent years.

Today, the predominant threat globally is from Islamist extremists focused on inflicting mass casualties in low-capability attacks on crowded public spaces. Modern attacks are often less sophisticated, with assailants deploying bladed weapons, firearms, and/or vehicles.

This new attack methodology generally generates relatively little property damage. In fact, two-thirds of terrorist attacks in Western Europe between 2014 and 2018 did not generate any property damage, according to Pool Re. Still, multiple businesses suffered significant revenue losses as a result of various attacks.

For example, in the wake of the 2017 London Bridge attack, extensive police cordons remained for 10 days, generating widespread business interruption losses. Since there was limited physical damage, many insureds were left without cover. Businesses lost an estimated £1.4 million from the London Bridge attack, according to Pool Re.

Beyond direct business interruption losses, many businesses in or near areas struck by terrorism often see a decline in foot traffic well after cordons are cleared. The tourism and retail sectors are particularly at risk for losses following terrorist attacks.

These trends, coupled with the proliferation of incidents that are not clearly described as acts of terrorism, such as mass shootings in schools, churches, private businesses, and public settings, have prompted insurers to innovate amid demand from buyers. Specifically, insurers have focused on developing:

- **Active assailant coverage**, also known as active shooter, malicious attack, or deadly weapons coverage — which typically offers affirmative coverage that is triggered by premeditated malicious physical attacks by active assailants who are physically present and armed. Such policies can offer coverage for property damage, business interruption, and extra expenses; legal liability; loss of business and denial of access; and the costs of public relations consulting, crisis management, medical services, counseling and/or psychiatric care, the hiring of additional staff, and added security.
- **Non-damage business interruption (NDBI) coverage**, which can respond to the loss of revenue even without a physical damage coverage trigger. NDBI policies are evolving to respond regardless of whether an event is officially classified as a terrorist attack. This coverage is tied to a predetermined vicinity of an insured location, which can vary from policy to policy.

Standalone Market Offers Flexible and Dependable Coverage

Standalone property terrorism insurance is available as an alternative or complement to TRIPRA coverage. Pricing for the standalone market is typically not affected by natural catastrophe events and is expected to remain competitive in 2019, barring a material change in market conditions.

Unlike TRIPRA coverage, which is available within annual “all-risk” property policies for US locations, a standalone property terrorism insurance policy does not require the government to certify an act of terrorism in order for a claim to be paid.

Standalone policies offer broad terms and conditions that can include:

- A definition of “act of terrorism” as the use of force or violence — of any person or group, whether acting alone or on behalf of or in connection with any organization — for political, religious, or ideological purposes, including the intention to influence any government and/or to put the public in fear for such purposes.
- Consistent wording globally.
- Tailored coverage for selected locations, coverage outside of the US, and political violence coverage.
- Multiyear policy terms.
- Nuclear, biological, chemical, and radioactive (NBCR) coverage, although this may be limited in scope and costly.
- Non-damage business interruption coverage.
- Property damage as a result of a cyber-attack.

Although available standalone capacity currently has a theoretical maximum of approximately \$4.3 billion, locations in the central business districts of Tier 1 cities, which are perceived as at higher risk for terrorism, can present accumulation concerns for insurers. Any uncertainty about the future of TRIPRA could depress capacity in Tier 1 cities as companies lock in the coverage certainty on a first-come, first-served basis.

Political Violence Coverage can Supplement Terrorism Insurance

While terrorism insurance can cover physical damage and business interruption resulting from acts that are motivated by politics, religion, or ideology, multinational businesses may also wish to consider purchasing political violence (PV) coverage. In addition to terrorism, PV policies can provide coverage related to war, civil war, rebellion, insurrection, coup d’état, and other civil disturbances.

Because PV policies are designed to respond to the perceived risk within the territories in which a business operates, purchasing such coverage can help avoid disputes about whether an event was an act of terrorism or political violence.

Purchasing terrorism and/or PV coverage alone, however, can leave some buyers with gaps in coverage, as potential risks can extend beyond the threat of violence. Broader political risk insurance policies can include PV coverage while also responding to a range of other perils related to government actions and instability, including expropriation of assets, forced abandonment, currency inconvertibility, and nonpayment and contract frustration.



TIER 1 CITIES

1. London
2. New York
3. Chicago
4. San Francisco
5. Washington
6. Toronto
7. Montreal
8. Calgary
9. Frankfurt
10. Singapore
11. Bangkok

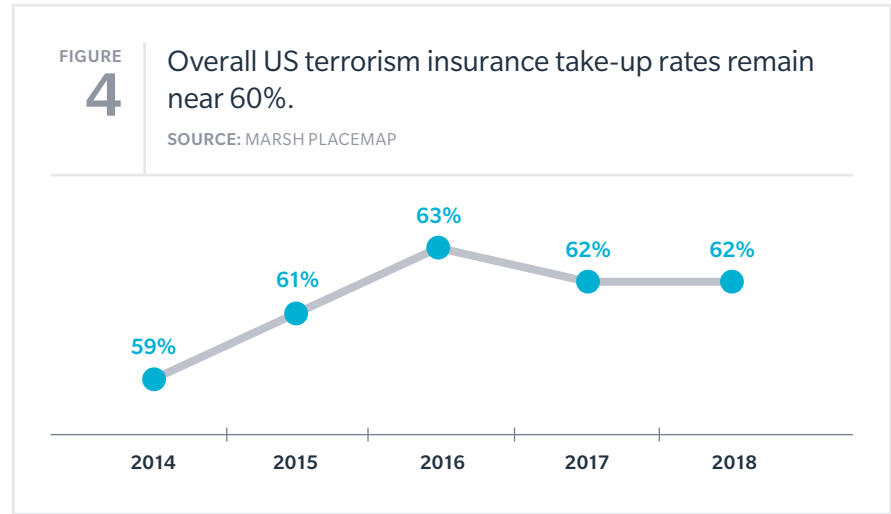
60%

Terrorism insurance take-up rates have remained close to 60% in the US over the last several years.

US Organizations Continue to Purchase Terrorism Insurance at High Levels

Overall Purchasing Rates Steady

The US is the world's largest buyer of terrorism insurance, and US-based organizations continue to purchase coverage at a high rate. In 2018, the take-up rate for TRIPRA coverage embedded in US property policies was 62% (see Figure 4). Take-up rates have remained close to 60% over the last several years.



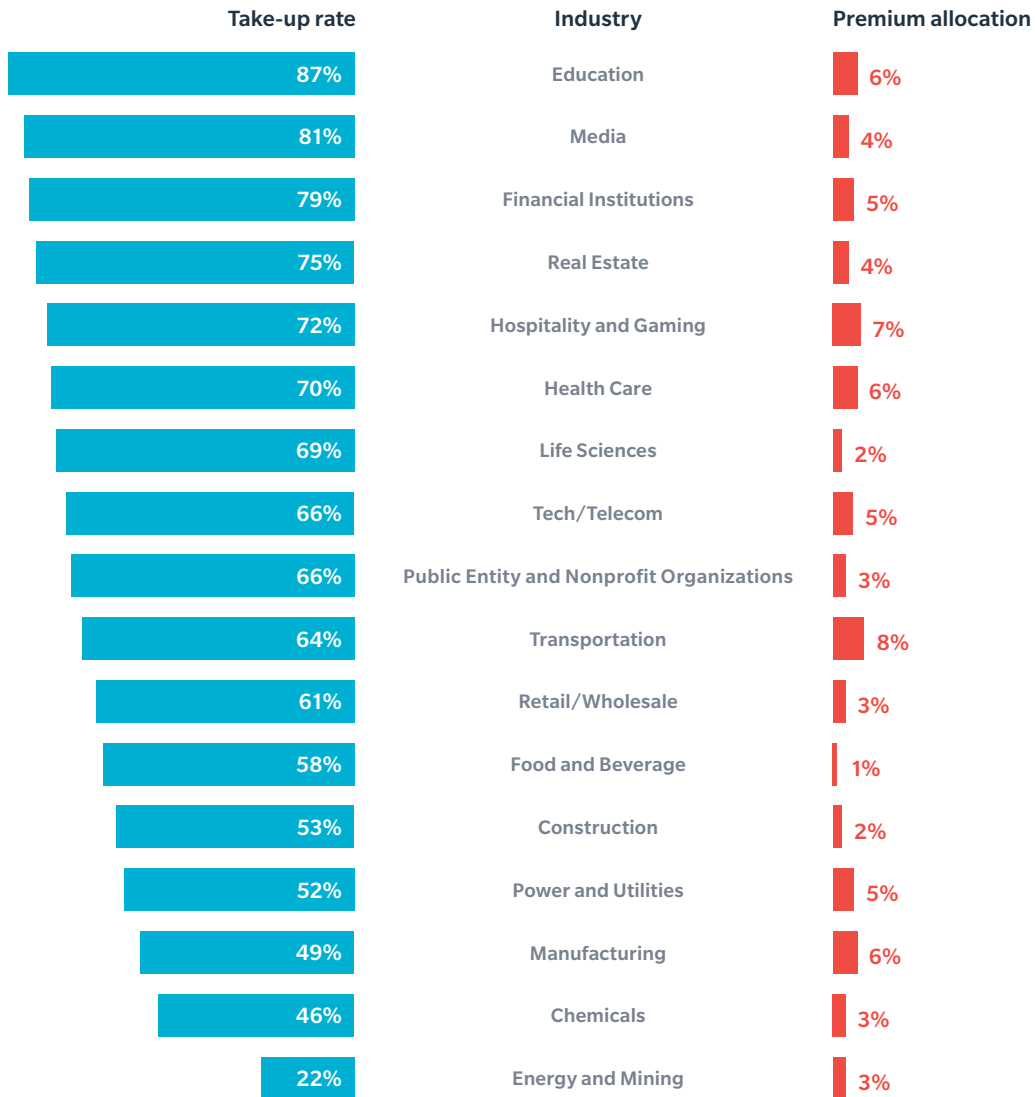
Industry Approaches Vary

The percentage of companies that purchased terrorism insurance — and the amount they spent on terrorism insurance as a portion of their overall premiums — varied significantly by industry in 2018. Education institutions, media organizations, financial institutions, and real estate companies were the most frequent buyers while transportation and hospitality and gaming companies spent the most on terrorism as a percentage of their total premium spend due to their perceived vulnerability (see Figure 5).

FIGURE
5

Education entities bought terrorism insurance most frequently in 2018; transportation companies allocated the largest share of overall premium.

SOURCE: MARSH PLACEMAP



Lower Costs for Larger Companies

With insurers suffering few significant losses in recent years — most of which occurred outside of the US — and both new entrants and incumbents committing to underwriting terrorism risk, overall property terrorism insurance capacity remains abundant. Consistent with previous years, property terrorism insurance rates in 2018 were typically lower for larger companies (see Figure 6). In 2018, the cost of terrorism insurance as a percentage of overall property premiums was highest for companies with total insured values (TIV) of \$1 billion or more (see Figure 7).

FIGURE 6
6 2018 median terrorism insurance pricing per million was generally lower for larger companies.

SOURCE: MARSH PLACEMAP

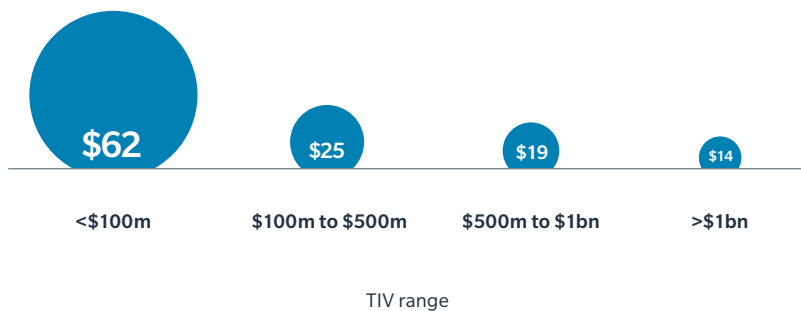

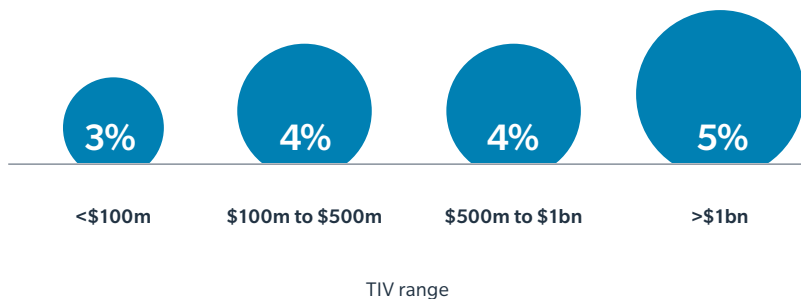


FIGURE 7
7 Larger companies generally allocated more of their property premium to terrorism in 2018.

SOURCE: MARSH PLACEMAP



Take-Up Rates Highest in Major Metropolitan Areas

Companies based in the Northeast United States have traditionally purchased property terrorism insurance at a higher rate than companies based in other regions. Unsurprisingly, 80% of companies based in New York purchased terrorism insurance in 2018, tying it with Chicago for the lead among major US cities that are perceived as higher-value targets for terrorist acts (see Figure 8).

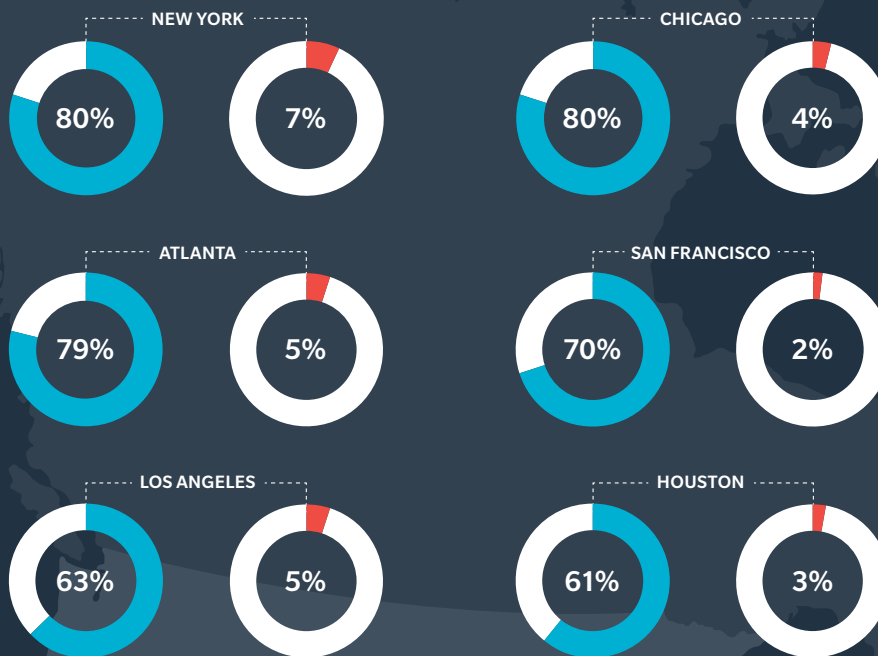
New York-based companies also spent the most on terrorism insurance as a percentage of total premiums. Companies based in Los Angeles and Houston purchased terrorism insurance at the lowest rate within this group, but the price per million for terrorism insurance was highest for Houston-based companies — exceeding even New York-based companies — in part because of high overall property insurance premiums paid by energy companies, many of which are headquartered in Houston.

FIGURE
8

New York City-based companies were the most frequent buyers of terrorism insurance.

SOURCE: MARSH PLACEMAP

■ Take-up Rate ■ Premium Allocation



* Based on company's headquarters location

SAN FRANCISCO

LOS ANGELES

CHICAGO

NEW YORK

ATLANTA

HOUSTON



PLANNING EXERCISES REMAIN CRUCIAL

Although insurance can provide essential protection in the event of a terrorist attack, it's vital that businesses also develop, maintain, and exercise corporate and site-level crisis management plans.

Organizations should develop and test an overall framework and crisis management team structure for management, response, and recovery at the senior executive level. Following a terrorism incident, organizations should be prepared to ensure the safety of employees and provide them with support as needed, protect physical assets, and stay in contact with employees and their families, customers, investors, and other stakeholders.

Once life safety issues have been addressed, organizations should look to keep operations — including critical technologies — running smoothly. Among other actions, businesses should develop and test business continuity plans, coordinate insurance coverage, and prepare to gather appropriate information to support a claim. Risk models and other analytic tools can help organizations assess the potential magnitude of terrorism events and optimize insurance programs and other risk financing strategies.

Captives Continue to Write Terrorism Risk

In 2018, 182 Marsh-managed captives accessed TRIPRA to write property, workers' compensation, general liability, and cyber risk for their parent companies. Captive owners have often found that the total cost of implementing terrorism insurance programs compares favorably to the cost of buying from commercial insurers. Captive insurers can generally offer broader coverage than commercial insurance policies, which often restrict coverage for:

- NBCR events.
- Contingent time-element losses.
- Cyber terrorism.

Managing Risks to Workers

As attacks by lone wolves and small groups remain a significant threat, employers are increasingly concerned about terrorist incidents occurring in or near their workplaces.

UNITED STATES

Work-related injuries and deaths are covered under workers' compensation systems in US states. Workers' compensation insurance policies cannot exclude terrorism-related losses and are a compulsory purchase for employers in nearly all states. Still, insurers carefully manage their overall portfolios and consider large employee concentration exposures and the associated loss potential, which means that data quality in underwriting submissions can significantly affect how insurers evaluate and price an organization's workers' compensation terrorism risk.

Robust and complete data can also enable insurers to understand employers' risk profiles in the context of their overall workers' compensation book and correlating risks, including property, personal lines, and life insurance.

Simple payroll data by location, however, is unlikely to suffice; instead, employers should be prepared to share with underwriters:

- Detailed address information, including ZIP codes.
- Employee locations on campuses.
- The number of shifts per location and employees assigned to each.
- The number of telecommuters that an organization employs.
- Details from swipe cards showing the actual or maximum number of employees present at each location or building on a given day.

OUTSIDE OF THE US

Globally, employers are often legally required to secure workers' compensation for some or all employees. In many countries, it is provided through government programs; in others, employers must secure it.

Workers' compensation policies issued to the parent company or "local" operations in other countries alone, however, may not address exposures associated with multinational enterprises and a transient workforce. To expedite workers' recovery and to protect companies from lawsuits, employers may also purchase discretionary coverages. These include:

- Employers liability coverage, which defends and indemnifies employers from lawsuits brought by workers for injuries arising out of the course of their employment within the policy territory. Similar to foreign voluntary workers' compensation (FVWC), it is provided in the US as part of workers' compensation insurance. Outside of the US, the coverage may be found as an endorsement on local workers' compensation or general liability policies or purchased on a standalone basis.

Coverage under employers liability is customarily included in umbrella or excess liability policies.

- Personal accident insurance coverage, which can supplement local workers' compensation benefits or act as an employee benefit program.


The provision of compensation for medical care and lost wages for terrorism-related injuries will depend on the system in place in the worker's country of hire and/or work. Expatriate workers present a unique situation; when and where specific programs will apply to an expat will depend on:

- The employee's nationality (country of origin).
- Where payroll is reported (country of hire).
- The length of the employee's work assignment.

Coverage for injuries and illnesses due to acts of war or terrorism may differ depending on which insurance policies are in place, which are triggered and, for workers' compensation, whether the law extends coverage to such events. For compulsory workers' compensation coverage, terrorism is typically provided due to the broad extent of coverage under the law or by specific laws. In some countries, however, government-provided benefits are broad and may not distinguish the cause of injury or illness in determining eligibility.

For discretionary insurance, such as FVWC, employers liability, and personal accident policies, terrorism coverage is typically not required and may be excluded by default. Coverage for terrorism can typically be added by endorsement, usually for an additional premium. However, terrorism is generally not excluded for FVWC policies placed in the US. Multinationals based in the US should review their general liability controlled master programs and other umbrella or excess liability policies for coverage.

As part of an effective terrorism risk management program, employers should consider local insurance regulations along with the size, concentration, and significance of their workplace injury exposure in the countries in which they operate.



Global Terrorism Trends

World Risk Review Ratings Showed an Overall Trend Toward Decreasing Terrorism Risks, Though Country Results Vary

FIGURE
9

Mozambique saw largest year-over-year increase in terrorism risk as measured by *World Risk Review* score.

SOURCE: WORLD RISK REVIEW

Country	Score change	Actual score (May 2019)
Mozambique	2.1	6.4
Iran	0.7	5.8
Chad	0.7	7.1
Venezuela	0.6	4.9
Tajikistan	0.6	5.1

FIGURE
10

South Sudan saw the largest year-over-year decrease in terrorism risk as measured by *World Risk Review* score.

SOURCE: WORLD RISK REVIEW

Country	Score change	Actual score (May 2019)
South Sudan	-1.3	7.0
China	-1.2	2.9
Egypt	-1.1	7.0
Spain	-1.0	3.5
United Kingdom	-0.9	4.3

World Risk Review ratings are based on modeling more than 200 international indices. The terrorism risk rating, or score, for each country is generated using a number of individually weighted indicators. Among the trends identified over the last 12 months through the terrorism score modeling:

MOZAMBIQUE SCORE 6.4 | INCREASE 2.1

Mozambique faces an emergent terrorism risk in its northern Cabo Delgado province. Between October 2017 and December 2018, at least 20 attacks and 57 non-militant deaths were recorded. In February 2019, militants used small arms to attack convoys transporting employees to a liquefied natural gas (LNG) project. One contractor was killed, in what was the first attack to directly target assets or personnel in the LNG sector.

CHAD SCORE 7.1 | INCREASE 0.7

Chad faces increased activity by insurgents in the north. Libya-based militants from the Union des Forces de la Résistance (UFR) have staged incursions into Chadian territory, which security forces have struggled to contain. In February 2019, President Idriss Déby requested air support from France's Barkhane counterterrorism operation to tackle an incursion.

TURKEY SCORE 6.6 | DECREASE 0.5

Terrorism risks in Turkey receded in 2018. The government effectively used unmanned aerial vehicles to counter the threat posed by the Partiya Karkerên Kurdistanê (PKK) in the southeast. IS's capacity to organize attacks has similarly reduced. IS has not launched a successful attack in Turkey since January 2017.

SPAIN SCORE 3.5 | DECREASE 1.0

In May 2018, Basque separatist group Euskadi Ta Askatasuna (ETA) officially disbanded, significantly reducing the threat of separatist terrorism in Spain. However, Islamist extremists continue to organize in Spain, generating a persistent risk of attacks targeting crowded public spaces with small arms or bladed weapons. The 2017 Barcelona and Cambrils attacks, in which 15 people died, also revealed the existence of a cell with bomb-making capabilities.

EGYPT SCORE 7.0 | DECREASE 1.1

The government launched a counterterrorism campaign in February 2018 that successfully reduced the frequency of IS attacks to the west of the Suez Canal. However, IS retains capabilities in Sinai and is likely to launch effective attacks against religious minorities and security forces. Tourist resorts in Sinai will likely be aspirational targets, although the risk can be mitigated by adequate security measures.

UNITED KINGDOM SCORE 4.3 | DECREASE 0.9

The frequency of terrorist attacks decreased in 2018, as IS's influence and authority eroded in the Middle East. The number of terrorist attacks in 2018 was far below that of 2017, when 36 people lost their lives across 107 foiled and completed attacks. The UK increasingly faces risks posed by returning fighters, while the extreme right wing is emerging as a growing risk.



“There have been more arrests and deaths [in the US] caused by domestic terrorists than international terrorists in recent years.”

MICHAEL C. MCGARRITY
ASSISTANT DIRECTOR,
COUNTERTERRORISM DIVISION,
FBI

North America

The US continues to be a high-risk target for terrorism. Soft targets such as transport systems and public events will be at the highest risk of attack. The threat level in Mexico and Canada is greatly reduced, though the risk of lone wolf attacks in Canada remains.

Terrorism in the US is more likely to be carried out by lone wolves and small groups inspired by, but not directly affiliated with, international terrorist organizations. However, the threat from the ERW continues to increase. Across both far-right and Islamist extremist attacks, the availability of firearms in the US will likely make active shooter incidents a continuing threat (see Figure 11). Mass shootings such as those at an Orlando nightclub in 2016 and a music festival in Las Vegas in 2017 have increased interest in insurance coverage relating to active shooter threats.

Terrorism risks in Canada have been greatly reduced over the last five years, though the threat from Islamist extremists and the ERW still present a danger. In Mexico, Islamist terror organizations have little presence, and the threat level to both businesses and individuals is minimal.

KEY TERRORIST ACTORS IN 2019

Islamist terrorism: lone wolf or small terrorist cells

Extreme right-wing: individuals or groups

Which Sectors Are Most Exposed?

Commercial Businesses

Businesses in densely populated urban areas, such as New York and Toronto, may look to non-damage denial of access and non-damage loss of attraction cover to mitigate low-capability attacks on public areas (see Figure 12). For example, in April 2018, an attack using a vehicle in Toronto’s North York City Centre killed 10 pedestrians and injured 16 others. The incident forced a rerouting of public transport services away from the central business district and the police cordon closed access routes for a number of businesses for up to 48 hours.

Transport

Transport infrastructure poses a target for terrorists across North America, exemplified by the detonation of a pipe bomb in a New York subway station by an Islamist extremist in 2017 that injured four people. Mail bomb packages have unsuccessfully targeted densely populated subway stations in Toronto over the last two years, including an incident in March 2019.

FIGURE
11

Firearms were the most commonly used weapon in terrorist attacks in North America from 2014 to 2018.

SOURCE: POOL RE



FIGURE
12

Potential targets in North America from 2014 to 2018 included public areas and police and military installations.

SOURCE: POOL RE



9.6%

Of global attacks on critical national infrastructure between 2014 and 2018, nearly 10% occurred in Latin America.

SOURCE: POOL RE

Latin America and the Caribbean

While domestic terrorism risks from left-wing insurgent groups have generally fallen across Latin America in recent years, energy sector assets remain attractive targets in Colombia. The risk from international terrorism is currently low in Latin America and the Caribbean.

Terrorist activity by left-wing insurgent groups is likely to recede in 2019, continuing a decade-long trend. The 2016 Colombian peace agreement ended decades of conflict between the Fuerzas Armadas Revolucionarias de Colombia (FARC) and the Colombian government. Left-wing guerrilla groups, such as Sendero Luminoso in Peru, have also lost much of their ideological appeal as living standards have improved.

However, the risk of domestic terrorism has not disappeared. Pockets of FARC dissidence remain in Colombia, while the Ejército de Liberación Nacional (ELN) has both the capability and intent to carry out attacks on oil and mining operations. Oil pipelines and contractors in eastern and western Colombia face high risks of attack, kidnap, and assassination by ELN insurgents.

KEY TERRORIST ACTORS IN 2019

Sendero Luminoso (Peru)

Dissident rebels from the Fuerzas Armadas Revolucionarias de Colombia (FARC)

Ejército de Liberación Nacional (Colombia)

Which Sectors Are Most Exposed?

Energy and Mining

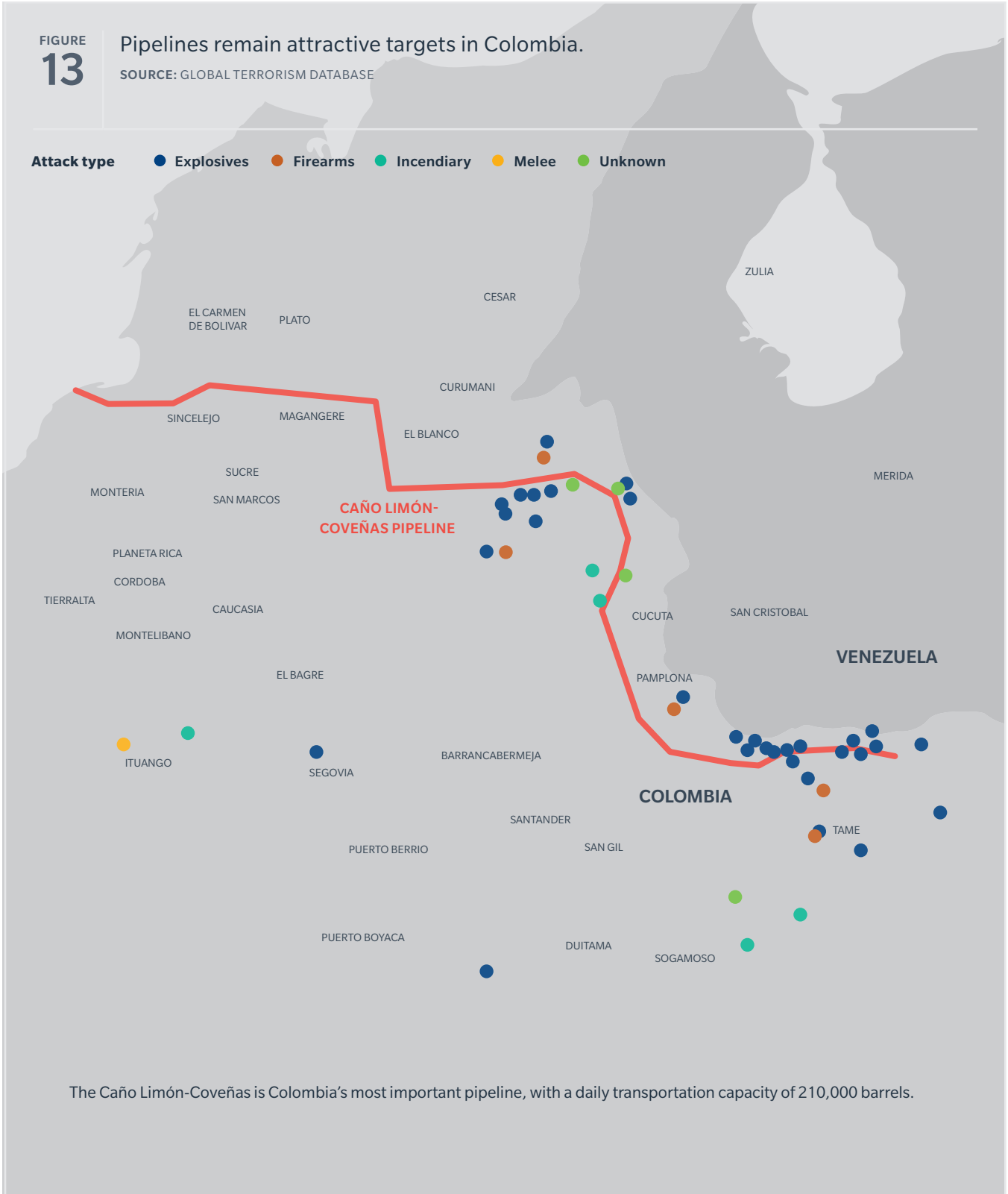
In Colombia, the ELN is active in regions with mining and energy activities, such as Arauca, Nariño, and Norte de Santander. The group is likely to use improvised explosive devices (IEDs) to target pipelines. Authorities have recorded at least nine attacks against the Caño Limón-Coveñas oil pipeline — Colombia's most important pipeline, with a daily transportation capacity of 210,000 barrels — in 2019, including six in Arauca and three in Norte de Santander provinces (see Figure 13). Throughout 2018, at least 89 attacks against pipelines were reported in Colombia.

FIGURE
13

Pipelines remain attractive targets in Colombia.

SOURCE: GLOBAL TERRORISM DATABASE

Attack type ● Explosives ● Firearms ● Incendiary ● Melee ● Unknown



The Caño Limón-Coveñas is Colombia's most important pipeline, with a daily transportation capacity of 210,000 barrels.

€180bn

The approximate total losses incurred in real GDP terms by the 28 EU member states due to terrorist events, from 2004 to 2016.

SOURCE: RAND

Europe

The threat of Islamist extremism remains high in Europe, driven in part by radicalized individuals returning from fighting in Iraq and Syria. Religious extremist attacks in the EU will likely target the entertainment and hospitality sectors and public spaces frequented by tourists.

Although the frequency of attacks has fallen since 2017, extremists have been most active in France, Spain, and the UK, with vehicles, firearms, and knives the most prevalent weapons. Right-wing extremism is on the rise and likely to gain ground in 2019 (see Figure 14), which will elevate operational risks for businesses and individuals. In the UK, the assassination of Member of Parliament Jo Cox in 2016 and an attack on a north London mosque in 2017 by right-wing extremists are evidence of an elevated threat. The absence of a single organizational structure makes it harder for security forces to detect ERW activity.

KEY TERRORIST ACTORS IN 2019

Islamist terrorism: lone wolf or small terrorist cells

Extreme right-wing groups

Dissident republican terrorist groups (Northern Ireland)

Which Sectors Are Most Exposed?

Transport

Public transport systems and hubs have often been deemed soft targets for terrorist activity in Europe. In the last four years, indiscriminate, low-capability terrorist attacks have been carried out on commuter trains in France, Germany, and the Netherlands.

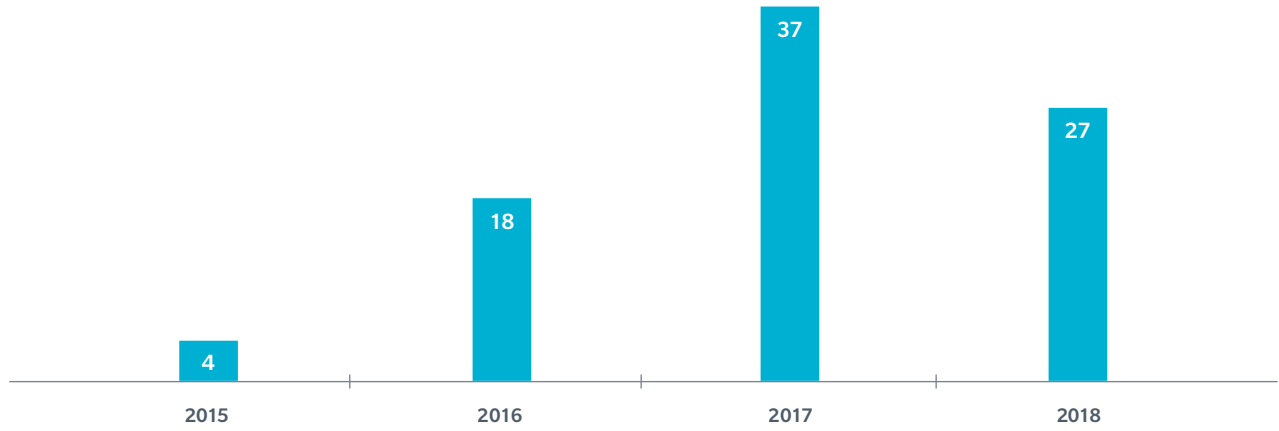
Retail and Hospitality

These sectors may not be direct targets of terrorism, but the impact related to a potential blast radius poses risks. Significant business interruption is possible during and after attacks that cause limited property damage, as police may enforce cordons over multiple days. Public markets have been the subject of terrorist attacks in Germany and France over the last three years.

FIGURE
14

Counterterrorism operations against right-wing extremists in Western Europe sharply increased in 2017 and 2018.

SOURCE: IHS MARKIT



901

Terrorist attacks across SSA from 2014 to 2018.

57.4%

Attacks that caused property damage.

8,592

Number of deaths.

JUNE 2014 TO JUNE 2018
SOURCE: POOL RE

Sub-Saharan Africa

Islamist extremism remains potent in Sub-Saharan Africa (SSA), with West Africa and the Sahel particularly affected.

The last three years have seen a significant decline in total terrorism-related deaths per year in SSA, mainly due to the decrease in activity of Nigeria-based Boko Haram. The G5 Sahel security alliance has reclaimed significant territory from Boko Haram, but the group retains influence throughout the Lake Chad basin.

Porous borders in West Africa and the Sahel continue to hamper regional efforts to combat terrorism threats, as terrorist groups seek to destabilize the entire region. Loss of territory in the Middle East will also drive a pivot towards SSA by IS and al-Qaida. There is a strong likelihood of organizations such as al-Qaida in the Islamic Maghreb (AQIM) pooling resources with splinter groups and militias, particularly in Somalia, Niger, Mauritania, Burkina Faso, and northern Mali. This means that individuals and businesses remain exposed to attacks, including IEDs, shootings, and kidnappings. Al-Qaida-affiliated Jamaat Nusrat al-Islam wal Muslimin (JNIM) remains a significant threat across the Sahel. The group is shifting its target set to national and international government assets, away from soft targets. French companies will likely remain particularly exposed across the region.

KEY TERRORIST ACTORS IN 2019

Al-Qaida in Islamic Maghreb (AQIM)	Al-Shabaab
Boko Haram	Jamaat Nusrat al-Islam wal Muslimin (JNIM)
Ansar al Islam	Islamic State in the Greater Sahara (ISGS)

Which Sectors Are Most Exposed?

Mining

Islamist extremism is a risk to firms operating in Burkina Faso, Côte d'Ivoire, Mali, and Nigeria. Mali accounts for 75% of all terrorist incidents across the Sahel region since 2015. While mines in southwest Mali are relatively sheltered from direct attacks, porous land borders contribute to an underlying risk. Mali-based militants are also active in Burkina Faso, where mining sector employees have become a principal target for kidnappings.

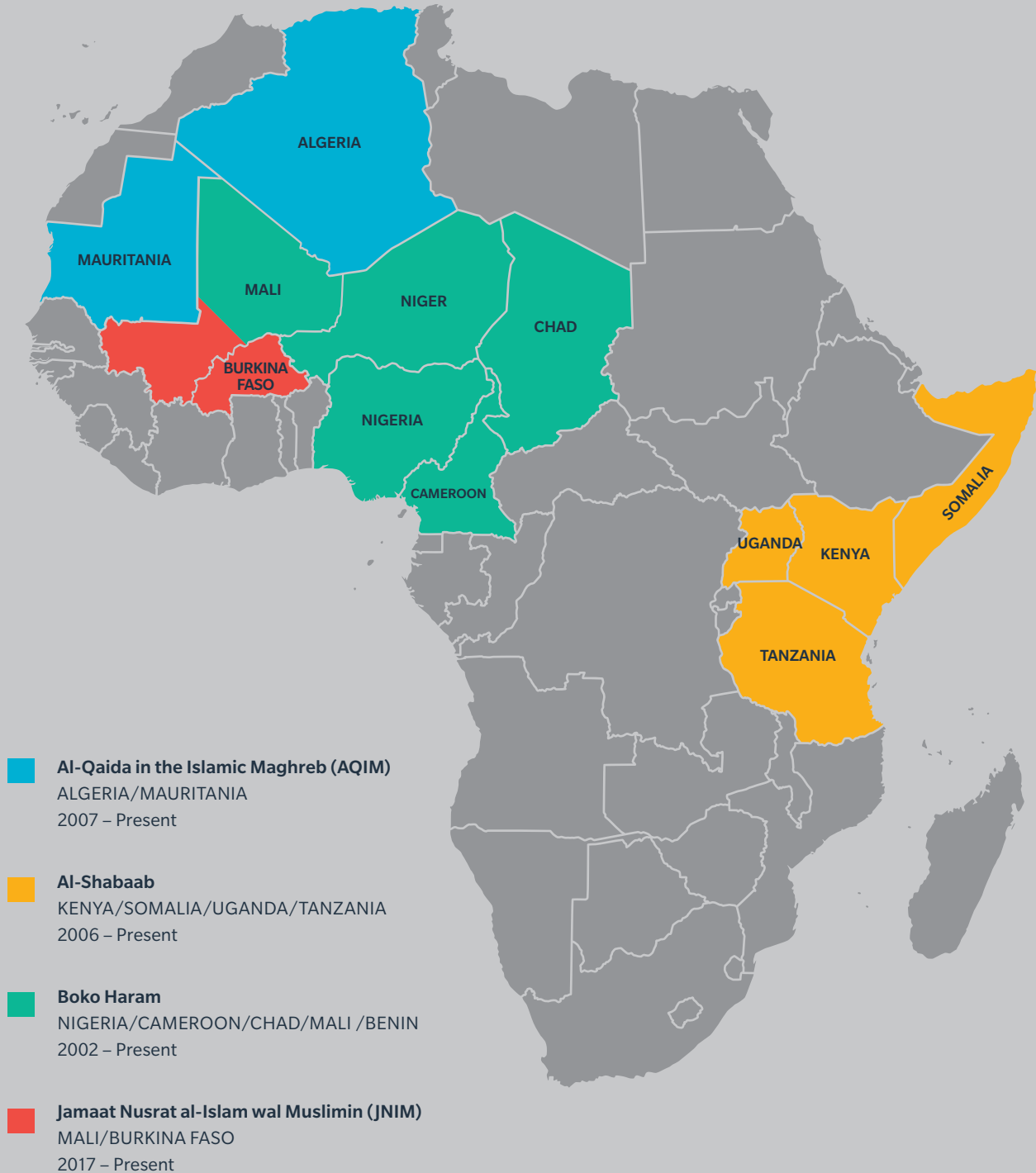
Retail and Hospitality

Soft targets such as hotels, shopping malls, and restaurants remain attractive targets for terrorist actors across SSA, given the concentration of foreign nationals in these locations. Attacks are likely to include the use of IEDs and firearms. Recent major incidents include attacks on a shopping complex in Nairobi, Kenya, in 2013; a hotel in Bamako, Mali, in 2015; and a complex in Nairobi, Kenya, in 2019.

FIGURE
15

Islamist militant groups remain active in Africa.

SOURCE: POOL RE



51.3%

More than half of global terrorist attacks from 2014 through 2018 on public areas occurred in the Middle East and North Africa (MENA).

1,940

Terrorist attacks across MENA.

58.4%

Attacks that caused property damage.

15,512

Deaths.

SOURCE: POOL RE

Middle East and North Africa

Terrorism risks have decreased in line with the collapse of Islamic State across the Middle East and North Africa (MENA). However, risks persist to the energy sector, particularly oil and natural gas facilities.

Terrorism activity has declined since 2017 as IS suffered heavy territorial losses. Attacks fell by 64% in Syria and 32% in Iraq between 2017 and 2018. While the group no longer holds territory, it retains the ability to launch IED attacks in southern Syria and central and northern Iraq.

Private civilians and their property have been the principal targets of terrorism, with 42% of terror incidents in MENA between 2017 and 2018 targeting civilians. There is a growing risk of successful attacks on property and infrastructure in politically unstable countries, including Iraq, Syria, and Yemen. Houthi militants in Yemen have clear intent and increasing capability to target aviation assets, as well as sea vessels and oil infrastructure, using unmanned air and sea craft and ballistic missiles.

KEY TERRORIST ACTORS IN 2019

Islamic State	Al-Qaida
Hay'at Tahrir al-Sham	Ansar al-Sharia Libya
Hezbollah	

Which Sectors Are Most Exposed?

Energy

Terrorist attacks on oil and natural gas facilities have decreased from their peak in 2014-2015, but remain widespread. In Algeria, energy facilities remain vulnerable to cross-border militant attacks. Areas most at risk are facilities closest to Algeria's southern border with Mali and eastern border with Libya. In Iraq, there is evidence of increased attacks by IS against energy sector targets.

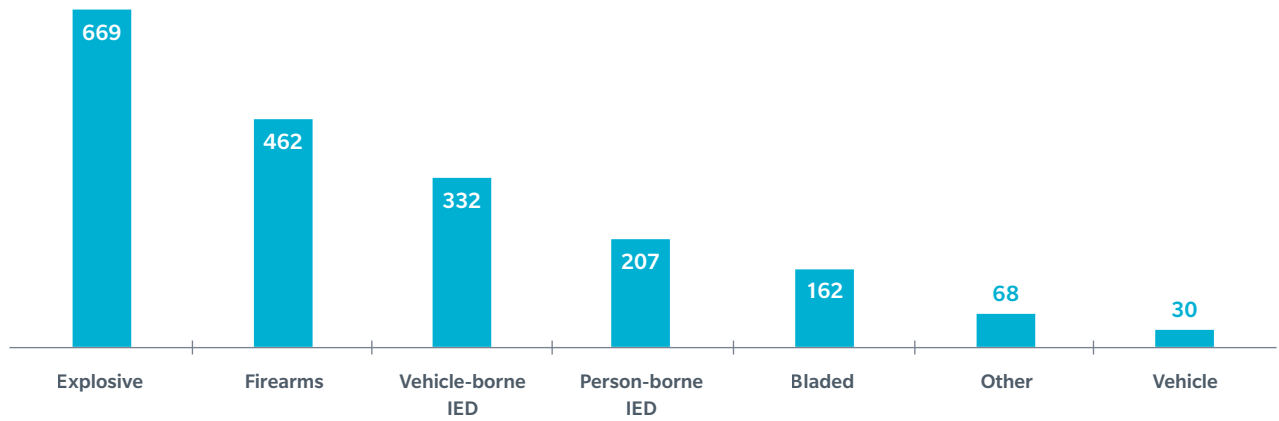
Cargo

There is an elevated risk of one-off attacks targeting cargo belonging to Western companies operating in Saudi Arabia. Companies most at risk include energy and fuel suppliers as well as those supplying religiously sensitive goods such as tobacco and luxury products. Risks are similarly elevated in Egypt, particularly in northern Sinai. Roadside IEDs pose high risks to cargo, particularly along the Suez-Ismailya-Port Said road that runs parallel to the Suez Canal.

FIGURE
16

Explosives were the main type of attack mode in MENA from 2014 to 2018.

SOURCE: POOL RE



KEY TERRORIST ACTORS IN 2019

Abu Sayyuf (Philippines)

Moro Islamic Liberation Front (Philippines)

Jemaah Islamiya (Indonesia)

Tehreek-e-Taliban Pakistan (Pakistan/Afghanistan)

Baloch Separatists (Pakistan)

Al-Qaida in the Indian Subcontinent (Pakistan, India, Myanmar, Bangladesh)

Jaish-e-Mohammed (Pakistan/Kashmir)

Naxalite militants (India)

Extreme right-wing groups (Australia/New Zealand)

Asia-Pacific

Terrorism risks vary across the Asia-Pacific region, with three countries among the ten most affected globally: Afghanistan, India, and Pakistan. At the other end of the spectrum, countries including Australia and Japan offer superior risk profiles.

Coordinated small-arms attacks by ERW actors in Australia and New Zealand are an exceptional but significant threat. Following the right-wing terrorist attack on two Christchurch mosques in March 2019, there is an increased risk of retaliatory attacks by Islamist extremists (see Figure 17). In Pakistan, the separatist movement in Balochistan presents a significant threat to the interests of Chinese firms. Sporadic attacks on Chinese individuals and infrastructural assets have resulted in a series of casualties since August 2018 and caused project disruption in the China-Pakistan Economic Corridor (CPEC). In the Philippines, the threat of Islamist militancy remains confined to southern provinces, primarily Mindanao, where small IED attacks against security forces are likely in the one-year outlook.

Which Sectors Are Most Exposed?

Transport Sector

Public transport systems have been aspirational targets for terrorist organizations operating throughout Asia-Pacific (see Figure 18). The 2017 Jakarta terrorist attacks in Indonesia targeted a bus terminal with IEDs, killing five people and injuring a dozen more. In 2019, public transport systems in India will be a higher-risk target for Pakistan-based militants.

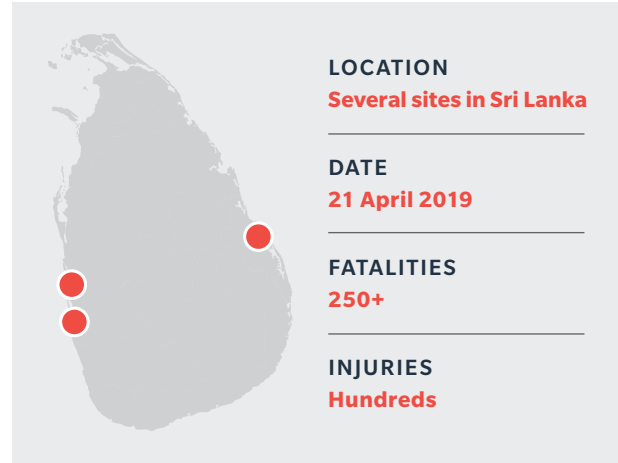
Public Spaces/Religious Institutions

Public spaces across Asia-Pacific are attractive targets for extremist Islamists, as well as right-wing actors in Australia and New Zealand. A stabbing in Melbourne, Australia in November 2018 targeted civilians in the central business district, killing one person and injuring two others. A firearms attack by an individual with extreme right-wing views on two mosques in Christchurch, New Zealand in March 2019 killed 51 and injured 50 others. And in April 2019, suicide bombings by a little-known Islamist group devastated churches and hotels across Sri Lanka, killing more than 250 people and injuring approximately 500 more.

FIGURE
17

New Zealand attacker targeted Muslims; Sri Lanka bombers attacked Christians.

SOURCE: POOL RE



Lone Wolf Attacker Targets NZ Muslims

A firearms attack on two mosques in Christchurch, New Zealand killed 51 people and injured 50 others. The perpetrator held extreme-right wing views, and is believed to have acted alone.

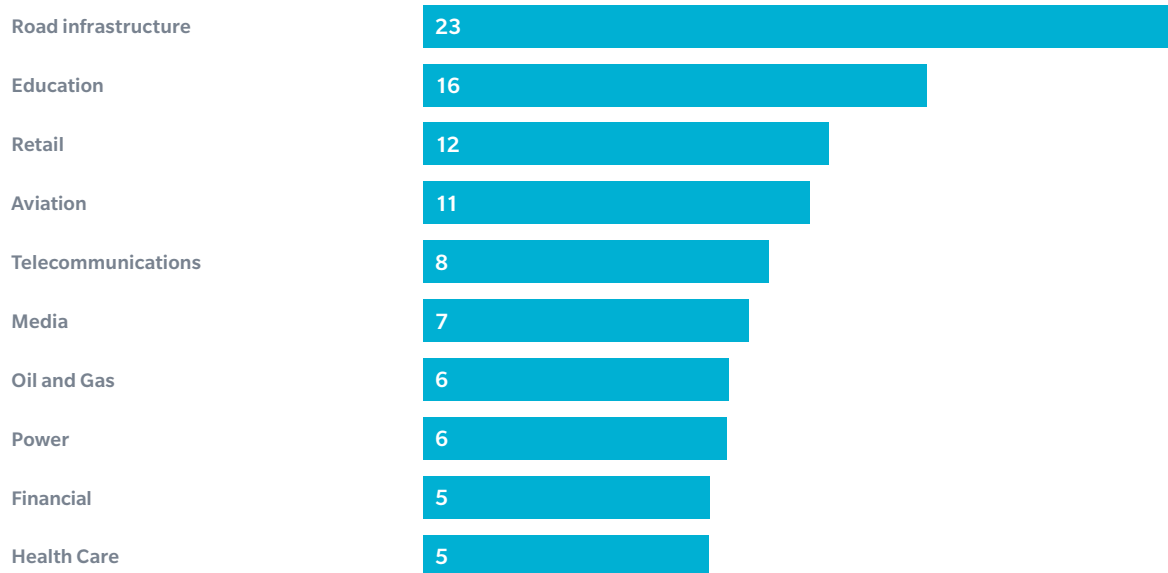
Attacks Across Sri Lanka on Easter Sunday

Suicide bombings at churches and hotels across Sri Lanka on Easter Sunday killed more than 250 people and injured hundreds more. Group claimed ties to IS.

FIGURE
18

Road infrastructure was the business sector most affected by Islamist terrorist incidents in the Asia-Pacific region from 2014 to 2018.

SOURCE: POOL RE



Recommendations



Understand Changes in Terrorist Attacks

The nature of terrorism is shifting away from large-scale attacks on property to less sophisticated ones, often carried out by individuals without ties to a particular group. Such changes can affect the way your organization prepares and responds to an incident.



Follow Shifting Geographical Risks

Terrorism can change over time in a given country or region. To best protect your business and people, it's important to know the risks in the areas where you do business.



Ensure the Right Coverage is in Place

Insurers have responded to changes with coverage such as active assailant coverage and non-damage business interruption. It's also important to know when a coverage such as political violence insurance may best suit the organization's needs, or when policies that wrap around existing coverage and government schemes may be most effective.



Stay up to Date on Legislation

Government schemes provide an important backstop in many areas. But, as with the US TRIPRA program, they can be subject to deadlines requiring periodic re-evaluation and reauthorization.

ABOUT MARSH

Marsh is the world's leading insurance broker and risk adviser. With over 35,000 colleagues operating in more than 130 countries, Marsh serves commercial and individual clients with data driven risk solutions and advisory services. Marsh is a wholly owned subsidiary of Marsh & McLennan Companies (NYSE: MMC), the leading global professional services firm in the areas of risk, strategy and people. With annual revenue over US\$15 billion and 75,000 colleagues worldwide, MMC helps clients navigate an increasingly dynamic and complex environment through four market-leading firms: Marsh, Guy Carpenter, Mercer, and Oliver Wyman. Follow Marsh on Twitter [@MarshGlobal](#); [LinkedIn](#); [Facebook](#); and [YouTube](#), or subscribe to [BRINK](#).

WORLD RISK REVIEW

We are offering qualifying applicants six weeks' complimentary access to World Risk Review (WRR) – our proprietary country risk rating platform.

At a time of global geopolitical uncertainty, firms can only exploit international business opportunities by adequately measuring and managing their risk exposure. WRR provides risk ratings across nine different perils for 197 countries, following a one-hour webinar to introduce the platform and provide an overview of credit, political, and security risk products.

Ratings are generated by a proprietary, algorithm-based modelling system incorporating over 200 international indices. The ratings deliver, quickly and easily, an understanding of political risk in any given country upon which a risk management strategy can be built. The six-week trial will commence upon the issuance of login details following a webinar.

To take advantage of this offer, please register at: www.jlt.com/wrr-offer

For more information, visit marsh.com, contact your Marsh representative, or contact:

RAJ RANA

Head of War and Terrorism, Bowring Marsh

+44 20 3059 7054

raj.rana@marsh.com

TARIQUE NAGEER

Terrorism Placement Advisory Leader,

Marsh's US Property Practice

+1 212 345 5073

tarique.i.nageer@marsh.com

Marsh is one of the Marsh & McLennan Companies, together with Guy Carpenter, Mercer, and Oliver Wyman.

This document and any recommendations, analysis, or advice provided by Marsh (collectively, the "Marsh Analysis") are not intended to be taken as advice regarding any individual situation and should not be relied upon as such. The information contained herein is based on sources we believe reliable, but we make no representation or warranty as to its accuracy. Marsh shall have no obligation to update the Marsh Analysis and shall have no liability to you or any other party arising out of this publication or any matter contained herein. Any statements concerning actuarial, tax, accounting, or legal matters are based solely on our experience as insurance brokers and risk consultants and are not to be relied upon as actuarial, tax, accounting, or legal advice, for which you should consult your own professional advisors. Any modeling, analytics, or projections are subject to inherent uncertainty, and the Marsh Analysis could be materially affected if any underlying assumptions, conditions, information, or factors are inaccurate or incomplete or should change. Marsh makes no representation or warranty concerning the application of policy wording or the financial condition or solvency of insurers or reinsurers. Marsh makes no assurances regarding the availability, cost, or terms of insurance coverage. Although Marsh may provide advice and recommendations, all decisions regarding the amount, type or terms of coverage are the ultimate responsibility of the insurance purchaser, who must decide on the specific coverage that is appropriate to its particular circumstances and financial position.

Copyright © 2019 Marsh LLC. All rights reserved. (MA19-15765) 280067